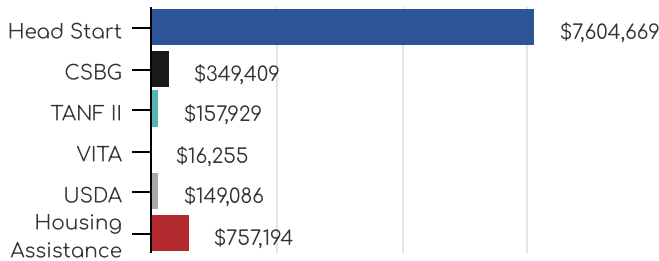


The Ogden-Weber Community Action Partnership, Inc is excited to present our 2019-2020 data. The Coronavirus pandemic broke out during this program year, therefore some service areas may indicate a decrease in statistics, but OWCAP was able to maintain quality program services to Weber County communities through creative adaptations and modifications to our service delivery options, while still supporting Health Department regulations and high safety and cleanliness standards. Our dedicated staff embraced change and made the year a successful one.

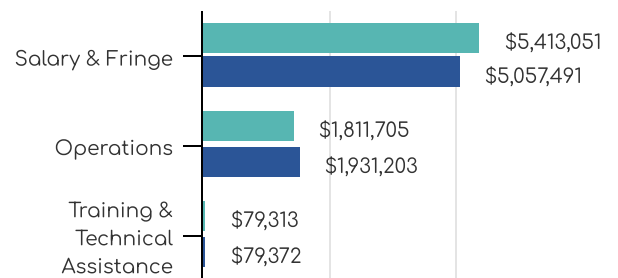
In December, 2019, our program received a Focus Area One (FA1) monitoring Review of its Head Start and Early Head Start programs., and are pleased to report that we are in full compliance. Should you wish to see the final report including strengths identified, please write to info@owcap.org.

- Christine Ipsen, Executive Director

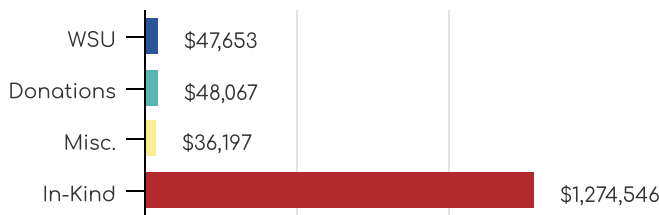
Public Funds Received



Head Start Budget & Expenditures



Private Funds Received



● Budget ● Expenditures

FY 2020 Financial Audit

Scan the QR Code to view the full Financial Statements Audit.



OWCAP elevates individuals, families, and communities of Weber County by improving self-sufficiency through services and collaboration.

Weber County Data

Demographics

- 260,213 Total County population
- 19,478 are under the age of five
- 14% of individual speak a language other than English in their home.
- 197 children, age six or older, received homeless services in 2019, and 77 in 2020.

Disabilities

- 950 Children served on IEP or IFSP (64 Enrolled in OWCAP Head Start or Early Head Start)
- Common disabilities include speech, developmental delay, autism, deafness, and visual impairment
- LEA's and the Utah School for the Deaf and Blind provide testing and services.

Socio-Economic Needs

- Weber County is identified as an area with a significant Intergenerational Poverty (IGP) population. 24% of children experiencing IGP are at risk of remaining in poverty as adults.
- Weber County has a higher rate of teen pregnancy compared to State trends.
- Weber County experienced an increase in homelessness to 2,396, up by 85.
- The percentage of the population without a High School Diploma between age 18-24 is 12.5%, and 9.4% for those aged 25 and older.
- The poverty rate o individuals age 25+ without a High School Diploma is 22%
- Weber County reported 27% of households rent. The average renter wage per hour is \$11.65; the wage needed to afford a 2-bedroom apartment is \$19.69.
- Weber County's unemployment rate increased to 4.60%, losing over 2,000 jobs from September 2019 through 2020.

Children in Foster Care Age 0-5



Of 637 Foster Care children age 0-5 in Weber County, OWCAP enrolled 4% in Head Start and 14% in Early Head Start.

Strengths

- Weber County is known for access to a variety of outdoor activities
- Diverse Population
- Manufacturing, public administration, health care, and social assistance are the largest industry sectors.

Race & Ethnicity of Weber County Children

American Indian/Alaska Native	1.4%
Asian	1.6%
Bi-Racial/Multi-Racial	2.7%
Black/African American	1.7%
Native Hawaiian / Pacific Islander	0.4%
White	92.2%
Hispanic or Latinx	18.7%
Non-Hispanic or Latinx	75.6%

Coronavirus or COVID-19

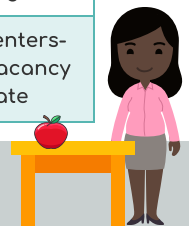
The COVID-19 Pandemic outbreak had extensive global impact. In Weber County, resources were made available to address the needs of eligible children and families impacted by this crisis.

- Rental Assistance
- Homelessness Services
- Unemployment Benefits
- Mental Health Services

Early Childhood Services in Weber County

Annual Average Enrollment

OWCAP Head Start & Early Head Start	597
Weber County Early Intervention	300
Weber School District Special Education Preschool	400
Ogden City School Special Education Preschool	225
Weber School District Preschool -Fee Based	140
YMCA Preschool -Sliding fee scale	100
Waterford UPSTART- internet-based program	500
United Way Baby Your Baby- Social Groups	100
Parents as Teachers-Home-Based	40
Private Preschools-Fee Based	27 Programs
Child cares-Fee Based	57 Centers-15% vacancy rate



Community Support

The Community Support Department houses diverse programs that provides direct services and referrals to improve self-sufficiency for those in Weber County.



Food Pantry

- 439 Families Served
- 977 Individuals Served
- 30,232 Meals Provided
- 504 Referrals Given



Education & Employment

- 24 received education assistance
- 109 received employment assistance
- 65 received transportation assistance
- 56 unemployed individuals obtained employment



Volunteer Income Tax Assistance

- 1,379 Tax returns completed
- 332 EITC Tax returns completed
- \$1,842,904 in returns in Weber County



Housing

Covid-19 related rent and utility assistance from 6/1/20-9/30/20:

- 380 Households received rental assistance
- 486 Rent payments made
- \$490,960 in Rental assistance made
- 168 Utility payments made
- \$35,301 spent in utility assistance



Circles Weber County

Circles is an initiative that works with families and individuals who are motivated to move out of poverty, and empowers them to achieve long-term financial stability.

- 74% increased Social Capital
- 58% experienced improved employment (promotions, raises, or better jobs)
- 68% decreased debt

Family Engagement



Family Field Trips

- 33 Head Start Families and numerous community members participated in a Fall Family Festival



Fatherhood

- 99 Father-figures attended a Home Depot sponsored event
- 32 Families participated in a STEM Fair
- 114 Families attended a Dance that the children invited their Father-figure hero to participate



Family Engagement Activities

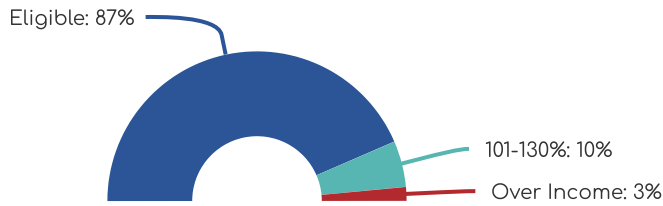
- 611 Parents/Guardians signed up to use ReadyRosie, a family engagement and early education tool.
- 2,621 ReadyRosie educational videos were watched by families
- 440 Breakfasts & 440 Lunches were provided to families during the Coronavirus Pandemic "Stay home/Stay Safe" Order in April & May 2020
- 30 Families attended Nutritional Workshops



Head Start



Head Start Eligibility

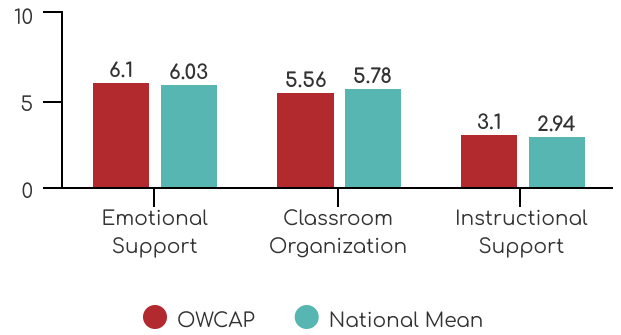


Children Served	658
Families Served	586
Average Monthly Enrollment	100%
Vision Screenings	559
Hearing Screenings	565
Received Dental Exams*	85%
Received Medical Exams *	68%

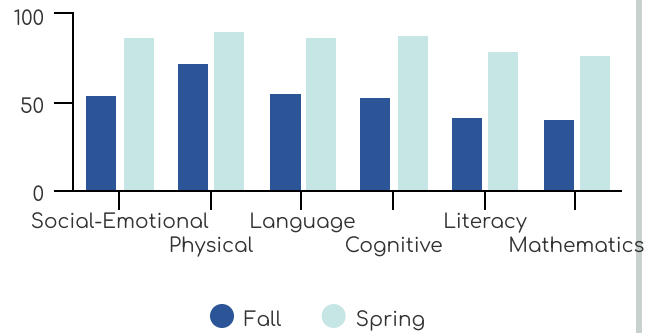


*Some exams were not completed due to COVID-19

Head Start CLASS Scores

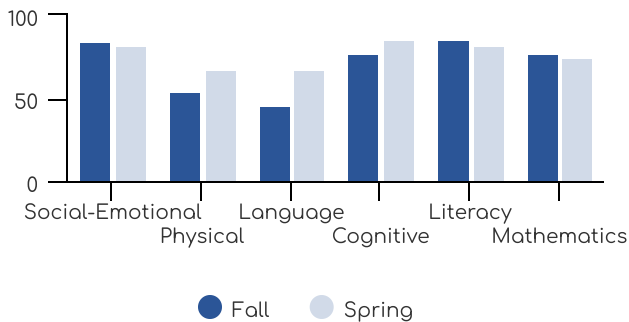


Head Start School Readiness



Early Head Start

Early Head Start School Readiness



Children Served	43
Families Served	41
Pregnant Moms Served	4
Average Monthly Enrollment	100%
Vision Screenings	14
Hearing Screenings	10
Received Dental Exams*	44%
Received Medical Exams *	49%

*Some exams were not completed due to COVID-19

Early Head Start Eligibility

